

You will be participating in a survey conducted by the Graduate Student Organization (GSO) of Syracuse University (SU). In this survey, you will be asked questions about issues that affect you as a student and/or employee of SU / SUNY ESF. Your responses will help the GSO better understand graduate student needs and better advocate for you and your colleagues.


Your responses to these questions are anonymous and no identifying information will be recorded. Your responses cannot be linked back to you.

As compensation for your time, you will be given the option at the end of the survey to enter to win one of twenty \$50 prizes.

We recommend completing this survey on a laptop or desktop computer.

Finally, note that no back button is provided. This is intentional. Be sure to answer all the questions you wish to answer on a page before moving on to the next.

If you are a graduate student at SU or SUNY ESF and agree to complete this survey, please indicate as such below:

#	Answer	Bar	Response	%
1	I am an SU graduate student and agree to participate.		561	100.00%
2	I am not an SU graduate student OR I do not agree to participate.		0	0.00%
	Total		561	100.00%

How old are you?

#	Answer	Bar	Response	%
1	under 17		0	0.00%
2	18		0	0.00%
3	19		0	0.00%
4	20		0	0.00%
5	21		2	0.39%
6	22	■	35	6.76%
7	23	■	74	14.29%
8	24	■	63	12.16%
9	25	■	62	11.97%
10	26	■	51	9.85%
11	27	■	49	9.46%
12	28	■	34	6.56%
13	29	■	29	5.60%
14	30	■	21	4.05%
15	31	■	9	1.74%
16	32	■	11	2.12%
17	33	■	9	1.74%
18	34	■	10	1.93%
19	35	■	7	1.35%
20	36	■	6	1.16%
21	37	■	8	1.54%
22	38	■	6	1.16%
23	39		2	0.39%
24	40	■	6	1.16%
25	41		2	0.39%
26	42		2	0.39%
27	43		1	0.19%
28	44		1	0.19%
29	45	■	4	0.77%
30	46		1	0.19%
31	47		2	0.39%
32	48		1	0.19%
33	49		0	0.00%
34	50		0	0.00%
35	51		0	0.00%
36	52		1	0.19%
37	53		1	0.19%
38	54		1	0.19%
39	55		0	0.00%
40	56		1	0.19%
41	57		1	0.19%
42	58		0	0.00%
43	59		1	0.19%
44	60		1	0.19%
45	61		0	0.00%
46	62		0	0.00%
47	63		2	0.39%
48	64		0	0.00%
49	65		0	0.00%
50	66		0	0.00%
51	67		0	0.00%






Other (please specify):

The proper term is transgender, but I am female.

Non binary







Genderqueer

What is your gender identity?




#	Answer	Bar	Response	%
1	Male		226	40.36%
2	Female		320	57.14%
3	Transgendered		0	0.00%
4	None		4	0.71%
5	Other (please specify):		4	0.71%
6	Decline to answer		6	1.07%
	Total		560	100.00%

Other (please specify):
Puerto Rican
Mestizo
Pakistani
Latino
Indian Asian




What race(s) or ethnicity(ies) are you? (select all that apply)

#	Answer	Bar	Response	%
1	White		306	55.33%
2	Black or African American		35	6.33%
3	American Indian or Alaska Native		4	0.72%
4	Asian		192	34.72%
5	Native Hawaiian or Pacific Islander		3	0.54%
6	Other (please specify):		41	7.41%
	Total		581	100.00%





Do you consider yourself to be Hispanic or Latino?

#	Answer	Bar	Response	%
1	Yes		34	6.13%
2	No		510	91.89%
3	Decline to answer		11	1.98%
	Total		555	100.00%







Are you an international student?

#	Answer	Bar	Response	%
1	Yes		239	42.83%
2	No		316	56.63%
3	Decline to answer		3	0.54%
	Total		558	100.00%






What is your current U.S. citizenship status?

#	Answer	Bar	Response	%
1	U.S. citizen		310	55.46%
2	Permanent U.S. resident		18	3.22%
3	Non U.S. resident		222	39.71%
4	Decline to answer		9	1.61%
	Total		559	100.00%

What is your current relationship status?

#	Answer	Bar	Response	%
1	Living with partner		56	10.02%
2	Married		101	18.07%
3	Separated or divorced		10	1.79%
4	Single		341	61.00%
5	Widowed		0	0.00%
6	Other		38	6.80%
7	Decline to answer		13	2.33%
	Total		559	100.00%






Do you or your partner have one or more children?

#	Answer	Bar	Response	%
24	Yes		61	10.97%
25	No, but expecting a child and/or in the process of adoption		5	0.90%
26	No, but planning to have or adopt a child while in graduate school		14	2.52%
27	No		452	81.29%
28	Decline to answer		24	4.32%
	Total		556	100.00%

How many children do you have?











#	Answer	Bar	Response	%
1	1		0	0.00%
2	2		0	0.00%
3	3		0	0.00%
4	4		0	0.00%
5	5 or more		0	0.00%
	Total		0	100.00%

Where do you currently live while attending SU?

#	Answer	Bar	Response	%
1	Rent an off-campus house or apartment		480	85.71%
2	Own a home		47	8.39%
3	Home of parents or relatives		16	2.86%
4	Other off-campus housing arrangement (e.g., housesitting)		14	2.50%
5	On-campus housing		3	0.54%
	Total		560	100.00%

Further away from campus (please specify):	Other (please specify):
Clay/Cicero	
Cortland NY	
Cicero	
Manlius	
Chittenango	

Where, off campus, do you live?

#	Answer	Bar	Response	%
1	North of campus (E. Genesee area, south of 690)		47	8.48%
2	North of campus (Northside / James St. area, north of 690)		34	6.14%
3	South of campus (Jamesville Ave. area / north of 481)		48	8.66%
4	South of campus (Nob Hill area / south of 481)		67	12.09%
5	East of campus (Westcott / Meadowbrook, north of Euclid)		143	25.81%
6	East of campus (Westcott / Meadowbrook, south of Euclid)		96	17.33%
7	West of campus (Downtown / Lakeside)		13	2.35%
8	West of campus (Westside / Tipp Hill)		10	1.81%
9	Further away from campus (please specify):		77	13.90%
10	Other (please specify):		19	3.43%
	Total		554	100.00%

Please let us know the zip code of your main residence during this academic year:

Text Entry
13210
13203
13039
13210
13210
13210
13224
13210
13031
13210
This table has more than 10 rows. Click here to view all responses.

What school or college are you in? (select all that apply)

#	Answer	Bar	Response	%
1	School of Architecture		3	0.54%
2	College of Arts & Sciences		135	24.15%
3	School of Education		49	8.77%
4	College of Engineering and Computer Science		114	20.39%
5	School of Information Studies		56	10.02%
6	College of Law		3	0.54%
7	Martin J. Whitman School of Management		24	4.29%
8	Maxwell School of Citizenship and Public Affairs		111	19.86%
9	S.I. Newhouse School of Public Communications		24	4.29%
10	David B. Falk College of Sport and Human Dynamics		36	6.44%
11	College of Visual and Performing Arts		22	3.94%
12	SUNY ESF		1	0.18%
	Total		578	100.00%

Other (please specify):

M.F.A.






M.F.A.

mfa

Au.D./Ph.D.

Master of Social Work















What degree(s) are you currently seeking? (select all that apply)

#	Answer	Bar	Response	%
1	M.A / M.S		300	53.67%
2	Ph.D.		227	40.61%
3	Ed.D.		1	0.18%
4	M.B.A.		10	1.79%
5	J.D.		3	0.54%
6	Other (please specify):		51	9.12%
	Total		592	100.00%

What semester did you start work on the degree you are currently seeking? (If seeking multiple degrees, enter the one you started work on first.)

Answer	Bar	Responses	%
Spring ~ 2006		1	0.18%
Spring ~ 2007		2	0.37%
Spring ~ 2008		1	0.18%
Spring ~ 2012		1	0.18%
Spring ~ 2013		3	0.55%
Spring ~ 2014		2	0.37%
Spring ~ 2015		4	0.74%
Spring ~ 2016		4	0.74%
Spring ~ 2017	■	23	4.25%
Summer ~ 2009		1	0.18%
Summer ~ 2010		1	0.18%
Summer ~ 2012		1	0.18%
Summer ~ 2013		2	0.37%
Summer ~ 2014		2	0.37%
Summer ~ 2015		9	1.66%
Summer ~ 2016	■	44	8.13%
Fall ~ 2005		1	0.18%
Fall ~ 2007		2	0.37%
Fall ~ 2008		4	0.74%
Fall ~ 2009		1	0.18%
Fall ~ 2010		6	1.11%
Fall ~ 2011		9	1.66%
Fall ~ 2012	■	22	4.07%
Fall ~ 2013	■	30	5.55%
Fall ~ 2014	■	38	7.02%
Fall ~ 2015	■	140	25.88%
Fall ~ 2016	■	187	34.57%
Total		541	100.00%

What semester do you plan on completing the degree(s) you are currently seeking? (If unsure, give best guess.)

Answer	Bar	Responses	%
Spring ~ 2017		105	19.34%
Spring ~ 2018		128	23.57%
Spring ~ 2019		48	8.84%
Spring ~ 2020		39	7.18%
Spring ~ 2021		28	5.16%
Spring ~ 2022		6	1.10%
Spring ~ 2023		1	0.18%
Spring ~ 2024		1	0.18%
Summer ~ 2017		57	10.50%
Summer ~ 2018		25	4.60%
Summer ~ 2019		9	1.66%
Summer ~ 2020		10	1.84%
Summer ~ 2021		4	0.74%
Summer ~ 2022		2	0.37%
Fall ~ 2017		38	7.00%
Fall ~ 2018		28	5.16%
Fall ~ 2019		8	1.47%
Fall ~ 2020		2	0.37%
Fall ~ 2021		2	0.37%
Fall ~ 2022		2	0.37%
Total		543	100.00%

What department or program currently employs you? (If multiple, enter one per line.)

Text Entry

Higher Education

Psychology

Earth Science

Religion

Center for Emerging Network Technologies School of Information Studies Bird Library Circulation Desk

N/A

Communication Sciences & Disorders

Geography





Office of Disability Services Academic Support; S.I. Newhouse School of Public Communications

Chemistry

This table has more than 10 rows. [Click here to view all responses.](#)





Other (please specify):
Instructional Assistant
Graduate Assistant
food services
Part Time Instructor
None

What is your employment category? (select all that apply)





#	Answer	Bar	Response	%
1	Teaching Assistant		191	42.16%
2	Research Assistant		115	25.39%
3	Administrative Work		36	7.95%
4	Other (please specify):		168	37.09%
	Total		510	100.00%

Other (please specify):
Spring semester
None
Semester wise
4 months
23

How long is/was your contract duration (for the term that includes this Spring semester)?

#	Answer	Bar	Response	%
1	9 months		194	43.21%
2	10 months		52	11.58%
3	12 months		95	21.16%
4	Other (please specify):		108	24.05%
	Total		449	100.00%




Overall, what is your opinion of labor unions?

#	Answer	Bar	Response	%
1	Very Favorable		128	25.30%
2	Mostly Favorable		311	61.46%
3	Mostly Unfavorable		49	9.68%
4	Very Unfavorable		18	3.56%
	Total		506	100.00%



Please rate the following statement:

#	Question	Strongly Disagree	Somewhat Disagree	Somewhat Agree	Strongly Agree	Response	Average Value
1	A graduate student union would support my needs	21	34	109	72	236	2.98
2	A graduate student union would not support my needs	66	128	64	23	281	2.16



In politics today, do you consider yourself to be a :

#	Answer	Bar	Response	%
1	Republican		34	6.42%
2	Democrat		253	47.74%
3	Independent/Other		243	45.85%
	Total		530	100.00%

Do you lean more towards the Democratic or Republican Party?

#	Answer	Bar	Response	%
1	Lean Democrat		174	80.93%
2	Lean Republican		41	19.07%
	Total		215	100.00%

Have the attempts to restrict travel by the US government this spring altered your travel plans in any capacity?

#	Answer	Bar	Response	%
1	Yes		46	20.54%
2	No		178	79.46%
	Total		224	100.00%

Please rate the following statement on the SU administration:

#	Question	Strongly Disagree	Disagree	Agree	Strongly Agree	Response	Average Value
1	The response of the SU administration to attempts to restrict travel has been adequate.	14	66	148	20	248	2.70
2	The response of the SU administration to attempts to restrict travel has not been adequate.	24	123	77	26	250	2.42

On the GSO:

#	Question	Strongly Disagree	Disagree	Agree	Strongly Agree	Response	Average Value
3	The GSO successfully advocates for the needs of international graduate students.	6	45	158	27	236	2.87
4	The GSO does not successfully advocate for the needs of international graduate students.	32	164	59	13	268	2.20

On Syracuse, as a city:

#	Question	Strongly Disagree	Disagree	Agree	Strongly Agree	Response	Average Value
5	The social environment in the city of Syracuse is friendly to / accepting of international graduate students.	11	66	150	29	256	2.77
6	The social environment in the city of Syracuse is NOT friendly to / accepting of international graduate students.	37	147	45	12	241	2.13

On the SU community:

#	Question	Strongly Disagree	Disagree	Agree	Strongly Agree	Response	Average Value
7	The social environment at SU is friendly to / accepting of international graduate students.	8	42	156	50	256	2.97
8	The social environment at SU is NOT friendly to / accepting of international graduate students.	55	137	47	2	241	1.98

How could the SU administration improve their response to the attempted travel restrictions?

Text Entry

I don't know what you're talking about.

I'm not sure what the response has been, so my answers to the above question are not accurate. There should be an N/A option.

by supporting the international students more rigourusly across the university.

I am not aware of this issue and would need more information to comment on it.

Send students travelling out of country emails of what documents should be kept while returning back.

Very good already

Not sure. There are many universities that are uncertain of what to do given the government's guidance and current political climate. I think they try their best.

This does not affect me nor do I know enough information about the situation to have an educated opinion.

don't know

Give more of a solid statement/

This table has more than 10 rows. [Click here to view all responses.](#)

How could the GSO better advocate for international graduate students?

Text Entry

Not sure, I'm American.

I honestly don't know what the GSO does for international students. My international friends are not involved with GSO. As a result, my answers to the questions above are not accurate.

By identifying how they are differently affected than the permanent residents. One example is the difficulty of finding fellowships that accept international applicants. And in the rare case that an international student receives a fellowship or an award 30% is cut as tax. I also pay almost 10% of my 9-month salary back as tax. I already have so little money, but I am taxed so much. Another example is, of course, the international travel expense...

They could ask them through tabling what are their needs when attending school here.

very good already

Not sure of the needs not meet of the international students to answer this question.

I am not sure




don't know

Better dissemination of information on tenants' rights and supporting international students dealing with bad landlords



n/a

This table has more than 10 rows. [Click here to view all responses.](#)

Are graduate student parents perceived differently than those without children?

#	Answer	Bar	Response	%
1	Yes		131	24.21%
2	No		83	15.34%
3	I don't know		327	60.44%
	Total		541	100.00%

How are graduate student parents perceived differently than those without children?

#	Answer	Bar	Response	%
1	In a more positive fashion		46	37.10%
2	In a more negative fashion		78	62.90%
	Total		124	100.00%

Does the department that employs you support parental leave for expecting/adopting graduate student parents?

#	Answer	Bar	Response	%
1	Yes, maternity leave		16	3.09%
2	Yes, paternity leave		2	0.39%
3	Yes, both maternity and paternity leave		16	3.09%
4	No		40	7.72%
5	I don't know		444	85.71%
	Total		518	100.00%

How much do you pay for childcare per child per month? (Please enter dollar value without dollar sign.)

Text Entry

I have family locally but the reliability and convenience are challenges since I have responsibilities at various times across data and weeks.

\$500

0

500

My child does not need childcare any more

343.20

962

800

I pay by not being able to hold an outside job so that I can take care of them without having the added expense of childcare. Otherwise I could likely by making about \$25,000/year working part-time as a teacher while I pursued my degree.

100

This table has more than 10 rows. [Click here to view all responses.](#)




Other (please specify):

Preschool
 Child care at provider's home
 YMCA, summer camps, etc
 I used to use the volunteer run program at the Westcot Community Center
 N/A




What types of childcare options do you use? (select all that apply)

#	Answer	Bar	Response	%
1	SU Early Education and Child Care Center		2	4.55%
2	Bernice M Wright Child Development Laboratory		2	4.55%
3	Relative in my home		11	25.00%
4	Non-relative in my home		7	15.91%
5	In a relative's home		7	15.91%
6	In-home daycare (regulated)		3	6.82%
7	Off campus child care center		8	18.18%
8	School age before school		1	2.27%
9	School age after school		6	13.64%
10	Pre-Kindergarten/Head Start		4	9.09%
11	Other (please specify):		11	25.00%
	Total		62	100.00%

Have you ever missed a meeting, class, office hours, or University professional event because of a lack of childcare?

#	Answer	Bar	Response	%
1	Yes		31	63.27%
2	No		14	28.57%
3	No, I brought my kids		4	8.16%
	Total		49	100.00%

How often have you missed meetings classes, office hours, or events per semester?

#	Answer	Bar	Response	%
1	1 or 2 times		24	54.55%
2	3 or 4 times		11	25.00%
3	5 or more times		9	20.45%
	Total		44	100.00%

Other (please specify):


I am the stay at home parent. So if I'm not there, I'm relying on grandparent support.

These were my past needs

N/A

wife stays at home with kids








What child care arrangements are necessitated by your work schedule? (select all that apply)

#	Answer	Bar	Response	%
1	Full-day care		19	45.24%
2	Half-day care		7	16.67%
3	Before/after school care		15	35.71%
4	School breaks/vacation care		15	35.71%
5	Night or weekend care		9	21.43%
6	Back-up emergency care		14	33.33%
7	Sick care		10	23.81%
8	Special needs assistance		2	4.76%
9	Full-day care (summer only)		4	9.52%
10	Half-day care (summer only)		3	7.14%
11	Stay-at-Home Parent		7	16.67%
12	Other (please specify):		4	9.52%
	Total		109	100.00%

Other (please specify):

Brough child to school
 I could not select some graduate courses due to lack of childcare options.
 have flex time arrangement at work to accommodate childcare needs
 skipped or waited to do important items because of lack of childcare.
 not scheduled semesters due to class availability when I can have childcare

Have you or your partner done any of the following? (select all that apply)
















#	Answer	Bar	Response	%
1	One parent stayed at home due to cost of childcare		19	45.24%
2	Attended events/conferences alone so the other person could stay at home with the child(ren)		25	59.52%
3	Adjusted schedule to avoid needing childcare (ie. working opposite shifts or not taking classes at the same time of day, so one parent can always be with the child(ren))		30	71.43%
4	Had another adult come to live with you to provide child care (ie. a friend, retired parent or sibling)		11	26.19%
5	Brought another adult to a conference, workshop, or event to provide childcare (can include your partner)		10	23.81%
6	Selected to attend school and/or conferences or events in places where you have childcare support		13	30.95%
7	Other (please specify):		5	11.90%
	Total		113	100.00%

Other (please specify):





Childcare & assistance for kids over 6 but not yet ready to stay home alone

change tables in bathrooms (all of them)

What could the GSO and SU offer to make your life as a graduate student parent better? (select all that apply)

#	Answer	Bar	Response	%
1	Information on childcare options		21	53.85%
2	Increased on-campus childcare		26	66.67%
3	Guaranteed slots to nearby off-campus childcare		14	35.90%
4	Tuition discounts at off-campus childcare facilities		25	64.10%
5	Babysitting co-ops		13	33.33%
6	Care.com or Sittercity subscription		8	20.51%
7	Childcare subsidies		25	64.10%
8	Family housing		12	30.77%
9	A way to connect with other graduate student parents (i.e. Facebook group or listserv)		13	33.33%
10	Special family events		14	35.90%
11	Policies and guidance on family concerns (ie. FMLA leave, lactation rooms)		13	33.33%
12	Sick/back-up care		18	46.15%
13	Childcare for University events outside childcare facility hours		17	43.59%
14	A family services facilitator that can advocate for parents		14	35.90%
15	Other (please specify):		2	5.13%
	Total		235	100.00%



On weekends, how often do you go to campus?

#	Answer	Bar	Response	%
1	Every weekend		163	29.69%
2	At least twice per month		117	21.31%
3	Occasionally		199	36.25%
4	Never		70	12.75%
	Total		549	100.00%

Please rate your agreement or disagreement with the following statement:

#	Question	Strongly disagree	Somewhat disagree	Somewhat agree	Strongly agree	Response	Average Value
1	Transportation to or from campus on the weekends is a problem for me.	82	40	66	68	256	2.47
2	Transportation to or from campus on the weekends is not a problem for me.	69	47	64	91	271	2.65

Do you ride the bus to or from campus on the weekends?

#	Answer	Bar	Response	%
1	Yes		172	31.62%
2	No		372	68.38%
	Total		544	100.00%

Other (please specify):

I have a car




There are no bus stops reasonably near to my residence, and the bus fees are too much to travel beyond campus.

No buses available

I don't go on weekends

I don't think there is a bus from Chittanooga

Why not? (select all that apply)

#	Answer	Bar	Response	%
1	I prefer other means of transportation		207	57.82%
2	The bus schedule does not meet my needs		121	33.80%
3	Other (please specify):		74	20.67%
	Total		402	100.00%

















On the weekends, what time(s) of day would you use a bus service, were one available? (select all that apply)

#	Answer	Bar	Response	%
1	I would not use the bus service on the weekends		195	37.94%
2	7 - 9 AM		74	14.40%
3	9 - 11 AM		189	36.77%
4	11 AM - 1 PM		183	35.60%
5	1 - 3 PM		158	30.74%
6	3 - 5 PM		164	31.91%
7	5 - 7 PM		203	39.49%
8	9 - 11 PM		143	27.82%
9	Between 11 PM and 5 AM		64	12.45%
	Total		1373	100.00%

Other (please specify):

would not use the bus
 COE
 I don't know what any of these routes are
 the bus does not come to my house (behind Nottingham High school)
 n/a








If available, what bus line(s) would you use on the weekends? (select all that apply)

#	Answer	Bar	Response	%
1	Connective Corridor – Centro #443		72	18.70%
2	Dineen Hall Reference		4	1.04%
3	Drumlins – Centro #340		72	18.70%
4	East Campus – Birnie Bus #35		103	26.75%
5	Westcott / Euclid Ave. – Centro #530		144	37.40%
6	James Street / East Genesee Street – Birnie Bus Shuttle #33		147	38.18%
7	Late Night Orange Express – Birnie Bus #37		10	2.60%
8	Main Campus – Centro Waverly #43		16	4.16%
9	Manley/Skytop – Centro #44		28	7.27%
10	Nob Hill Express – Birnie Bus #31		77	20.00%
11	Nob Hill – Centro #240		50	12.99%
12	Quad Shuttle – Birnie Bus #41		5	1.30%
13	Skyhall Reference		4	1.04%
14	South Campus – Centro #344		40	10.39%
15	Warehouse Express – Birnie Bus #39		8	2.08%
16	Other (please specify):		9	2.34%
	Total		789	100.00%

Other (please specify):

- Did not move, commute from Rochester
- I did not move to Syracuse, and I do not live there.
- I don't live in Syracuse I drive daily
- Rented a UHaul and towed car
- SU pickup






When you first moved to Syracuse for graduate school, how did you travel here?

#	Answer	Bar	Response	%
1	Drove, used a car I or my family owns		247	45.16%
2	Drove, rented a car		17	3.11%
3	Took a plane		197	36.01%
4	Took a train		5	0.91%
5	Took a bus		20	3.66%
6	Other (please specify):		11	2.01%
7	I was already in Syracuse and did not move.		50	9.14%
8	I don't know.		0	0.00%
	Total		547	100.00%

Other (please specify):

- I walked
- Landlord
- Taxi is the only way to reach SU and has an incredible flat fee of 40\$
- Landlord greeted and transported me to my residence
- My spouse had friends at a city nearby, so I went there first and then came to Syracuse

Upon arrival in the city, how did you travel to campus or your apartment?

#	Answer	Bar	Response	%
1	I was greeted and transported by an SU employee.		9	4.09%
2	I was greeted and transported by the GSO Welcome Shuttle.		53	24.09%
3	I was greeted and transported by friends, family, or colleagues.		70	31.82%
4	I was not greeted or transported by anyone. I took a bus or taxi, rented a car, or otherwise found my own way.		82	37.27%
5	Other (please specify):		6	2.73%
6	I don't know.		0	0.00%
	Total		220	100.00%

Other (please specify):

I am a local. Grew up here. Owned my house for years before starting at SU








Self

Craigslist





Craigslist

nobhill

What resources did you use to find your first house or apartment as an SU graduate student? (select all that apply)

#	Answer	Bar	Response	%
1	Orange Housing or some other SU online resource		238	45.08%
2	Online third party resources (e.g. Google) other than social media		192	36.36%
3	Social media		87	16.48%
4	Offline: the Office of Off-Campus and Commuter Services		19	3.60%
5	Family, friends, or colleagues		192	36.36%
6	The GSO		4	0.76%
7	Other (please specify):		43	8.14%
	Total		775	100.00%

How easy or difficult was it to find this first house or apartment?

#	Answer	Bar	Response	%
1	Very Easy		86	16.44%
2	Somewhat Easy		210	40.15%
3	Somewhat Difficult		174	33.27%
4	Very Difficult		53	10.13%
	Total		523	100.00%

Compared to your peers (other graduate students), how easy or hard was it?

#	Answer	Bar	Response	%
1	I found it much easier than my peers.		85	17.00%
2	I found it somewhat easier than my peers.		247	49.40%
3	I found it somewhat harder than my peers.		138	27.60%
4	I found it much harder than my peers.		30	6.00%
	Total		500	100.00%

If you had any specific problems or difficulties in finding or securing housing your first semester, please let us know here:

Text Entry

There are little to no resources available (that can actually produce results) for graduate students to find housing.

I live with my parents so my answers aren't applicable.

Needed adequate space for my wife and child

no

The off campus housing realtor is taking advantage of students by luring them with wrong facts.

None

There were not many resources to tell you about housing online. I wanted to find some place close to campus and it was difficult to find a complex and not just a house to rent online.





sketchy housing practices! here in Syracuse, it seems like many students are taken advantage of.

Understanding where high-crime areas are. You cannot tell just by looking at a place if it is a bad area. I lost a lot of money because I had to break my lease when I realized I was about to move into a very bad area.





Safety of the areas

This table has more than 10 rows. [Click here to view all responses.](#)

How would you rate the quality of your first semester housing compared to fellow graduate students?

#	Answer	Bar	Response	%
1	Much Worse		46	9.16%
2	Somewhat Worse		112	22.31%
3	Somewhat Better		237	47.21%
4	Much Better		107	21.31%
	Total		502	100.00%



How would you rate the quality of your current housing compared to fellow graduate students?

#	Answer	Bar	Response	%
1	Much Worse		21	4.11%
2	Somewhat Worse		82	16.05%
3	Somewhat Better		260	50.88%
4	Much Better		148	28.96%
	Total		511	100.00%

For the past academic year, how would you rate the safety of . . .

#	Question	Very Unsafe	Somewhat Unsafe	Somewhat Safe	Very Safe	Response	Average Value
1	your neighborhood?	19	91	224	190	524	3.12
2	the SU campus?	8	84	249	184	525	3.16
3	downtown?	57	188	236	32	513	2.47



Do you require the use of specialized software that is typically only available on certain on-campus computers?

#	Answer	Bar	Response	%
1	Yes		272	49.54%
2	No		277	50.46%
	Total		549	100.00%



Please list the required software. Examples include MATLAB, Polymath, Photoshop, SPSS, InDesign, Minitab, SAP, etc.

Text Entry
Photoshop Lightroom InDesign
SAS, Motionware, HRVanalysis
MATLAB, SPSS
Adobe Creative Suite MATLAB 3d Viewing software EndNote
VIRL Photoshop InDesign
Minitab, Stat tools
SALT, ExpressScribe
Premiere,
SAP, Minitab
ArcGIS, SPSS, Adobe Creative Suite, ERDAS Imagine
This table has more than 10 rows. Click here to view all responses.







Have you purchased a copy of any of this software for use on your personal laptop/desktop?

#	Answer	Bar	Response	%
1	Yes		83	31.56%
2	No		180	68.44%
	Total		263	100.00%





Virtualization software allows students to access either their Windows desktop or academically required software remotely using a personal laptop or computer from on or off campus. If such software were available on demand, would you use it?

#	Answer	Bar	Response	%
1	Yes		436	81.80%
2	No		97	18.20%
	Total		533	100.00%




How often would you use that software?

#	Answer	Bar	Response	%
1	Daily		110	20.87%
2	A few times per week		212	40.23%
3	Once per week		57	10.82%
4	Once every several weeks		55	10.44%
5	Once every several months		20	3.80%
6	Never		73	13.85%
	Total		527	100.00%



What times would you be most likely to use virtualization software?

#	Answer	Bar	Response	%
1	Morning		62	12.97%
2	Afternoon		91	19.04%
3	Evening		225	47.07%
4	Late Night / Early Morning		100	20.92%
	Total		478	100.00%







Would your use of virtualization software replace, supplement, or have no effect on your use of computers on campus?

#	Answer	Bar	Response	%
1	Replace		50	9.96%
2	Supplement		299	59.56%
3	Have no effect		153	30.48%
	Total		502	100.00%

If asked, would you be willing to participate in a pilot of this program?

#	Answer	Bar	Response	%
1	Yes		292	57.03%
2	No		220	42.97%
	Total		512	100.00%



How many people live within your residence including yourself?

#	Answer	Bar	Response	%
1	1 person (I live by myself)		97	17.86%
2	2 people		200	36.83%
3	3 people		123	22.65%
4	4 people		68	12.52%
5	5 people		31	5.71%
6	6 or more people		24	4.42%
	Total		543	100.00%






What are your approximate monthly living expenses on average? Please use the drop down boxes to indicate your monthly expense for each of the following categories.

#	Question	Answer 1	Answer 2	Answer 3	Answer 4	Answer 5	Answer 6	Answer 7	Answer 8	Answer 9	Answer 10	Ar
1	Housing	9	4	9	85	125	65	55	53	33	31	
2	Utilities (including phone and internet)	238	121	66	27	14	14	5	3	2	2	
3	Transportation	303	80	41	27	14	7	4	4	3	5	
4	Food	45	124	142	85	63	27	11	8	7	2	
5	Other (e.g. child care, entertainment, travel)	159	106	63	40	16	12	2	1	3	-	

Does your current University salary cover all of your monthly living expenses?

#	Answer	Bar	Response	%
1	Yes		218	43.25%
2	No		286	56.75%
	Total		504	100.00%

How much more additional income do you need to meet your basic monthly expenses?

#	Answer	Bar	Response	%
1	Less than \$500		94	37.15%
2	\$500-599		79	31.23%
3	\$1,00-1,499		42	16.60%
4	\$1,500-1,999		17	6.72%
5	\$2,000 or more		21	8.30%
	Total		253	100.00%

If there's anything else you'd like us to know about living expenses, please tell us here:

Text Entry

I am probably not a great person to speak to this since I don't rely on my stipend to "live"...my spouse earns plenty for our family.

I'm unable to save any income from pay check to paycheck due to living expenses.

A living wage, considering rents in Syracuse, would be helpful. I've had to take out loans to live.

Again, I live with my parents so I don't pay rent or utilities. If I did, my stipend would not cover all my expenses.

The living expenses are for myself and my husband. While I wouldn't be able to cover them with my stipend alone, he is also a PhD student at SU and so with our 2 stipends we are able to pay all of our expenses.

Need my spouse's income and help from family to cover costs of living as a graduate student. My department's attitude has always been, "well, that's life... but you still can't get employment beyond your position as a TA."

I spend all my stipend on living expenses and nothing else, and I still am short. I cannot afford any social or cultural activities. I cannot afford to travel to my home country to visit family. I come from a lower class family and have no safety net. Am I expected to move to my home country each summer (not to pay the rent) and move back in at the end of August to start the school? I will just write this and nothing else: If you are poor you shouldn't go to grad school. That is what I have learnt the hard way.



My wife's salary covers most of our living expenses, but she is not a graduate student. We would not be able to cover our expenses if both of us were graduate students.

Car

no

This table has more than 10 rows. [Click here to view all responses.](#)









During your time as a graduate student and University employee, have you taken out loans to supplement your University salary?

#	Answer	Bar	Response	%
1	Yes		162	30.45%
2	No		370	69.55%
	Total		532	100.00%













For each of the following points in time, please indicate whether you took out a loan and how much money you borrowed:

Loan Taken?						
#	Question	Yes	No	Was not at SU	Response	Average Value
1	Spring 2016	56	22	46	124	1.92
2	Summer 2016	50	33	32	115	1.84
3	Fall 2016	103	19	12	134	1.32
4	Spring 2017	109	13	8	130	1.22

What is the total amount of student loan debt you have accrued as a graduate student?

#	Answer	Bar	Response	%
1	\$0		239	54.94%
2	\$1-10,000		26	5.98%
3	\$10,000-19,999		36	8.28%
4	\$20,000-29,999		36	8.28%
5	\$30,000-39,999		23	5.29%
6	\$40,000-49,999		27	6.21%
7	\$50,000-59,999		11	2.53%
8	\$60,000-69,999		17	3.91%
9	\$70,000-79,999		6	1.38%
10	\$80,000-89,999		3	0.69%
11	\$90,000-99,999		4	0.92%
12	\$100,000 or more		7	1.61%
	Total		435	100.00%

What is the total amount of student loan debt you have accrued over *the lifetime of your education*?

#	Answer	Bar	Response	%
1	\$0		159	35.73%
2	\$1-10,000		30	6.74%
3	\$10,000-19,999		40	8.99%
4	\$20,000-29,999		41	9.21%
5	\$30,000-39,999		28	6.29%
6	\$40,000-49,999		32	7.19%
7	\$50,000-59,999		21	4.72%
8	\$60,000-69,999		17	3.82%
9	\$70,000-79,999		20	4.49%
10	\$80,000-89,999		15	3.37%
11	\$90,000-99,999		8	1.80%
12	\$100,000 or more		34	7.64%
	Total		445	100.00%

Please rate the following statement:

#	Question	Strongly Disagree	Somewhat Disagree	Somewhat Agree	Strongly Agree	Response	Average Value
1	In general, the benefits compensation at SU suits my needs.	27	71	126	34	258	2.65
2	In general, the benefits compensation at SU does not suit my needs.	29	98	77	27	231	2.44

Other (please specify):
Childcare
Resources
Bus
part-time employment opportunities
Pay

Please rate your level of satisfaction with each of the following benefits you may be receiving from SU. For those with which you are dissatisfied, please provide comments that will help us better understand your response.

#	Question	Not Applicable	Very Dissatisfied	Dissatisfied	Neither Satisfied Nor Dissatisfied	Satisfied	Very Satisfied	Response	Average Value
1	Health	128	37	46	81	162	49	503	3.51
2	Dental	205	48	45	93	87	22	500	2.75
3	Vision	224	39	40	96	78	19	496	2.64
4	Parking	136	116	93	81	62	12	500	2.71
5	Other (please specify):	104	12	5	24	12	4	161	2.01

For the prior question, please enter comments here:

Health	Dental	Vision	Parking	Other
Covering myself and my children. Opt not to cover spouse since his benefits cover him will less out of pocket costs				
Other grad programs provide full TAs and health coverage for students				
I'm on my parents' plan. It's better.			Too expensive. Plus I can't use the spot I paid for during Dome events even thought coming to campus for my research position, class, or to get work done is more important than a SU football losing a game.	
I'm type I diabetic and my insurance doesn't help much			Don't get assistance with parking	
Very good	Never had an issue	Well covered	Have to pay everywhere	No other
There are still high co-pays even with the highest level health plan. They also only covered the basic flu shot and not the stronger one which is better for being around lots of students. I paid out of pocket but didn't get sick.	Coverage is good if you visit Quest dental on Erie which pays for the full cost of visits without copays.	Coverage is good except it only covers glasses or contacts but not both.	Good value for parking but only if you tell the parking services you have a TA/RA position and use the discount. This should be advertised so all graduate students who are TA/RA can save money.	
got free hpv injection	not used at all	not used at all	not used at all	
Aetna Health Insurance covers my needs for regular checkups and emergencies.				Taking a bus from skytop offices to main campus is so long if you are unable to catch a 44 bus, which runs irregularly.
I have the POMCO plan and its great	POMCO/Delta Dental has been good	Love it - have the VSP plan	The parking fees are outrageous even with a TA discount - higher than I have ever seen at any other university. Its a scam - how can they charge upwards of \$400 an academic year for a decaying parking garage whose bonds were paid off decades ago? Don't even get me started on the surface lots. For what this place charges in tuition and with such a shitty public transportation system, parking fees should be a fraction of what they currently are.	
Prices were raised this year for health insurance. I can barely afford to cover it but I'm lucky enough to not have a mountain of debt over my head. I wish there	HAHAHAHA WHAT	AGAIN WHAT VISION?! SHIT	I fully believe that graduate students	

Please let us know if you are qualified and/or enrolled in the following programs:

Qualified?						
#	Question	Yes	No	Unsure	Response	Average Value
1	Medicaid	59	212	222	493	2.33
2	Supplemental Nutrition Assistance Program (SNAP)	26	208	260	494	2.47
3	Rental Assistance	10	181	303	494	2.59
Enrolled?						
#	Question	Yes	No	Unsure	Response	Average Value
1	Medicaid	50	338	44	432	1.99
2	Supplemental Nutrition Assistance Program (SNAP)	8	356	60	424	2.12
3	Rental Assistance	5	355	66	426	2.14

Other: (please specify)




Wrong answer sorry

required







you required but I don't want to

Better/more affordable coverage than SU's health insurance plan.

What are your reasons for enrolling in Medicaid? (select all that apply)

#	Answer	Bar	Response	%
1	Affordability/cost concerns		44	89.80%
2	I am enrolled in a health insurance program SU does not recognize		2	4.08%
3	Other: (please specify)		4	8.16%
	Total		50	100.00%



How do you receive your health insurance? (select all that apply)

#	Answer	Bar	Response	%
1	Through SU		305	61.24%
2	Through an employer other than SU		35	7.03%
3	Through a university other than SU		2	0.40%
4	Through the VA		1	0.20%
5	Through a family member		123	24.70%
6	Through the private health insurance market		30	6.02%
8	Through Medicare		12	2.41%
9	I am not currently insured.		6	1.20%
	Total		514	100.00%

Other than Medicaid, how do you receive your health insurance? (select all that apply)

#	Answer	Bar	Response	%
1	Through SU		15	31.91%
2	Through an employer other than SU		1	2.13%
3	Through a university other than SU		0	0.00%
4	Through the VA		0	0.00%
5	Through a family member		1	2.13%
6	Through the private health insurance market		4	8.51%
7	Through Medicare		9	19.15%
8	I am not currently insured through any means other the Medicaid.		17	36.17%
	Total		47	100.00%

Who is your SU health insurance provider?

#	Answer	Bar	Response	%
1	POMCO		163	53.62%
2	Aetna		141	46.38%
	Total		304	100.00%

What POMCO schedule and plan do you have?

#	Question	Answer 1	Answer 2	Response	Average Value
1	Plan	127	26	153	1.17
2	Schedule	83	27	110	1.25

Overall, how would you rate your coverage in comparison to . . .

#	Question	Much Worse	Somewhat Worse	Somewhat Better	Much Better	Response	Average Value
1	other plans, generally?	33	117	238	91	479	2.81
2	plans at other universities?	31	111	214	64	420	2.74

What benefits would you like to receive that do you do not currently receive?

Text Entry

Holistic preventative consults rather than reactive medicine.

Dental and vision

Women's Health-birth control

Not sure

Dental

Dental

More coverage for vision

no

mental health, dental








dental

This table has more than 10 rows. [Click here to view all responses.](#)








Overall, how would you rate your premiums and deductibles in comparison to . . .

#	Question	Much Worse	Somewhat Worse	Somewhat Better	Much Better	Response	Average Value
1	other plans, generally?	34	120	215	62	431	2.71
2	plans at other universities?	29	120	190	54	393	2.68

How often do you go to a physician per year?

#	Answer	Bar	Response	%
1	0		76	15.11%
2	1-2		268	53.28%
3	3-4		99	19.68%
4	5-6		24	4.77%
5	7-8		16	3.18%
6	9-10		5	0.99%
7	more than 10		15	2.98%
	Total		503	100.00%

How often do you use the services in your plan per year?

#	Answer	Bar	Response	%
1	0		72	14.88%
2	1-2		196	40.50%
3	3-4		116	23.97%
4	5-6		32	6.61%
5	7-8		14	2.89%
6	9-10		10	2.07%
7	more than 10		44	9.09%
	Total		484	100.00%

What benefits included in your plan are most important to you?

Text Entry

Dental and vision

Gynecological exams

Health and vision

Medication and Post Transplant care

Emergency visits.

Health insurance, vision, and dental

Not really sure what benefits are included...

All of them equally

Dental, preventative care

vision and dental

This table has more than 10 rows. [Click here to view all responses.](#)

Which benefits included in your plan are least important to you?

Text Entry

I don't have the plan in front of me but recognize what is less important to me may be more important to others.

Emergency room

none - I value them all

Health and vision

dental

When I was an employee, I did not think the medical savings account was a good idea. If it is my money, I should be able to decide what medical expenses are eligible and under no circumstances should that money disappear unless I am spending it. As a student, I can get much better coverage on a family plan through my wife's employer, but this is not an option for the majority of my peers.

the place not cover

Vision

N/A

I'm not sure

This table has more than 10 rows. [Click here to view all responses.](#)

Work hours: (Please exclude time, such as studying for exams, that is not related to work you are paid to complete as part of your contract.)





#	Question	10 hours or less	11 to 15 hours	16-20 hours	21 hours or more	Response	Average Value
1	How many hours per week are you contracted to work?	106	44	289	35	474	2.53
2	How many hours per week do you typically work?	105	95	143	122	465	2.61

What is the total academic year salary specified in your contract?




#	Answer	Bar	Response	%
1	Less than \$10,000		135	32.14%
2	\$10,000-10,499		12	2.86%
3	\$10,500-10,999		4	0.95%
4	\$11,000-11,499		5	1.19%
5	\$11,500-11,999		1	0.24%
6	\$12,000-12,499		5	1.19%
7	\$12,500-12,999		2	0.48%
8	\$13,000-13,499		6	1.43%
9	\$13,500-13,999		2	0.48%
10	\$14,000-14,499		13	3.10%
11	\$14,500-14,999		10	2.38%
12	\$15,000-15,499		14	3.33%
13	\$15,500-15,999		9	2.14%
14	\$16,000-16,499		5	1.19%
15	\$16,500-16,999		7	1.67%
16	\$17,000-17,499		6	1.43%
17	\$17,500-17,999		7	1.67%
18	\$18,000-18,499		43	10.24%
19	\$18,500-18,999		26	6.19%
20	\$19,000-19,499		6	1.43%
21	\$19,500-19,999		7	1.67%
22	\$20,000-20,499		9	2.14%
23	\$20,500-20,999		5	1.19%
24	\$21,000-21,499		2	0.48%
25	\$21,500-21,999		2	0.48%
26	\$22,000-22,499		6	1.43%
27	\$22,500-22,999		2	0.48%
28	\$23,000-23,499		7	1.67%
29	\$23,500-23,999		7	1.67%
30	\$24,000-24,499		9	2.14%
31	\$24,500-24,999		7	1.67%
32	\$25,000 or more		39	9.29%
	Total		420	100.00%

How would you compare your salary to graduate students in programs like yours at *other universities*?












Compared to graduate students like me at other universities, my salary is . . .

#	Answer	Bar	Response	%
1	much lower.		96	21.72%
2	a little lower.		139	31.45%
3	the same.		127	28.73%
4	a little higher.		60	13.57%
5	much higher.		20	4.52%
	Total		442	100.00%

Does your department offer any form of summer support (funding)?

#	Answer	Bar	Response	%
1	Yes		207	38.98%
2	No		168	31.64%
3	I don't know		156	29.38%
	Total		531	100.00%

How much summer support is provided?

#	Answer	Bar	Response	%
1	Less than \$2,000		43	22.63%
2	\$2,000-2,499		31	16.32%
3	\$2,500-2,999		24	12.63%
4	\$3,000-3,499		25	13.16%
5	\$3,500-3,999		21	11.05%
6	\$4,000-4,499		17	8.95%
7	\$4,500-4,999		5	2.63%
8	\$5,000-5,499		6	3.16%
9	\$5,500-5,999		4	2.11%
10	\$6,000-6,499		7	3.68%
11	\$6,500-6,999		2	1.05%
12	\$7,000 or more		5	2.63%
	Total		190	100.00%

Other (please specify):

Grading and consulting





Scholarship

Funding based on proposal.




study abroad

fellowship



What opportunities for summer support exist? (select all that apply)

#	Answer	Bar	Response	%
1	Teaching		108	54.82%
2	Research		141	71.57%
3	Administrative		15	7.61%
4	Other (please specify):		39	19.80%
	Total		303	100.00%

Is summer support guaranteed by your department?

#	Answer	Bar	Response	%
1	Yes		40	19.32%
2	No		138	66.67%
3	I don't know		29	14.01%
	Total		207	100.00%

Have you ever been denied summer support?

#	Answer	Bar	Response	%
1	Yes		16	8.00%
2	No		184	92.00%
	Total		200	100.00%

What were the reasons given?

Text Entry

Not enough positions available

Newer students were prioritized (1-3rd years)

No summer funding is given between the MA and PhD transition.

it was the summer between my PhD and MA, and I wasn't guaranteed money that year, other people had priority (doing research)

NO

Not enough classes

Supported by external fellowship

not enough sections



Lack of money for all applicants.

Not enough jobs

This table has more than 10 rows. [Click here to view all responses.](#)

Yes (please specify):
I work
Summer position
Adjunct Instructor
teaching assistantship
family

If/when you are not receiving summer support from your department, do you have another source of summer support?

#	Answer	Bar	Response	%
1	Yes (please specify):		120	26.26%
2	No		337	73.74%
	Total		457	100.00%

What do you do if/when when you are not supported?

Text Entry

Hope for the best

I would have to find a job.

NA

dont know

We have a small amount of money left to us from my spouse's parents. We have been spending it away. Last summer we couldn't travel to our home country because we couldn't afford it.

Ask parents for support

Loans, both federal and private

I worked Residential security aid my entire last summer.

Go home.

Use savings

This table has more than 10 rows. [Click here to view all responses.](#)

Please offer any additional comments regarding summer support here.

Text Entry

Some sort of service so grad students can find folks who may be seeking summer help would be great. Perhaps this exists - in which case we should know about it!

It would be very beneficial to receive more information about resources for finding summer funding, and options for specific programs, etc.

Summer support would go a long way toward finishing the degree because it would give me more time to collect data and/write.

Summers are very hard for me and my family

It is a concern, but my advisor greatly helps to secure summer funding.

The classes are more expensive with little to no scholarships for it.

Although we are not paid during summer, I still have to cover the rent and other living expenses. It has been very difficult to afford all these. Add the airfare on top of these as an international student and it becomes impossible for me to visit my family oversea. Graduate students should be paid during the summer.



There should be more opportunities for summer support or an option to have your yearly contract divided up for summer months as well.

no comment

could be a great time for students to gain more experience teaching

This table has more than 10 rows. [Click here to view all responses.](#)

Have you ever held a different graduate position within SU than the one you hold right now?






#	Answer	Bar	Response	%
1	Yes		58	11.07%
2	No		466	88.93%
	Total		524	100.00%

On your prior position(s):



What was the type of position?							
#	Question	Teaching	Research	Administrative	Other	Response	Average Value
1	most recent prior position	26	18	6	4	54	1.78
2	second most recent	9	2	1	7	19	2.32
3	third most recent	5	1	-	1	7	1.57

How did the pay compare to your current position?						
#	Question	Current pay is lower than previous	Current pay is the same as previous	Current pay is higher than previous	Response	Average Value
1	most recent prior position	15	13	23	51	2.16
2	second most recent	8	6	4	18	1.78
3	third most recent	2	1	3	6	2.17







Does your department allow you to hold outside employment?

#	Answer	Bar	Response	%
1	Yes		134	25.52%
2	No		206	39.24%
3	I don't know.		156	29.71%
4	I did not seek departmental consent for outside employment because I was concerned about retribution.		14	2.67%
5	My department has a "don't ask, don't tell" kind of policy.		15	2.86%
	Total		525	100.00%






Do you have a job outside of your University appointment?

#	Answer	Bar	Response	%
1	Yes		81	15.46%
2	No		443	84.54%
	Total		524	100.00%

How many additional hours do you work outside of your employment at SU?

#	Answer	Bar	Response	%
1	Less than 10 hours		20	27.03%
2	10-14 hours		19	25.68%
3	15-19 hours		14	18.92%
4	20-24 hours		8	10.81%
5	25-29 hours		5	6.76%
6	30 or more hours		8	10.81%
	Total		74	100.00%

How much additional monthly income does this job provide on average?

#	Answer	Bar	Response	%
1	Less than \$500		33	45.83%
2	\$500-999		21	29.17%
3	\$1,000-1,499		8	11.11%
4	\$1,500-1,999		4	5.56%
5	\$2,000 or more		6	8.33%
	Total		72	100.00%

Please enter any additional comments regarding outside employment here:

Text Entry

I'm concerned about reporting anything officially (both in this question and with my department).

Not currently, but I used to have a job outside of the department over the summer only.

My department only allows outside employment if it is at one of our clinical assistantship sites we affiliate with (i.e. Upstate, Arc, Elmcrest). These take the place of a University appointment for some students each year.

I did work earlier in the year but things have picked up over the semester and I no longer work.

Who has time for outside employment while in grad school?

My spouse is also a PhD student at a different school in the Upstate, and he was not offered funding this year. We live by my stipend. I would want to work part time to make some money to cover our expenses.

As an international student, my visa does not allow me to hold outside employment.



Really want to find a job

If approved by advisor/committee, adjunct work should be allowed



Employment is not recommended but my department does not ask about employment, nor do would they give consequences for having a job

This table has more than 10 rows. [Click here to view all responses.](#)



Did you know that the GSO advocates on behalf of all graduate students at SU at all levels of the University, including the Board of Trustees and the Chancellor?

#	Answer	Bar	Response	%
1	Yes		337	63.83%
2	No		191	36.17%
	Total		528	100.00%



Did you know that the GSO successfully advocated for stipend increases for graduate assistants this year and in the past?

#	Answer	Bar	Response	%
1	Yes		245	46.14%
2	No		286	53.86%
	Total		531	100.00%



Did you know that the GSO successfully advocated for the creation of the graduate career services position in Career Services and consistently pushing the SU administration to improve the career services for graduate students?

#	Answer	Bar	Response	%
1	Yes		206	39.24%
2	No		319	60.76%
	Total		525	100.00%



Did you know that the GSO successfully advocated for starting childcare subsidy for graduate students who are parents?

#	Answer	Bar	Response	%
1	Yes		148	28.19%
2	No		377	71.81%
	Total		525	100.00%

Did you know that every degree-granting program has a seat in the GSO Senate, and that any graduate student from each program of study is eligible to represent their colleagues in the GSO Senate?



#	Answer	Bar	Response	%
1	Yes		333	63.55%
2	No		191	36.45%
	Total		524	100.00%

Did you know that every member of the GSO--every main campus, matriculated, enrolled graduate student--has a say through the GSO Senate in how the GSO operates and what it advocates for?

#	Answer	Bar	Response	%
1	Yes		336	64.37%
2	No		186	35.63%
	Total		522	100.00%

That's all the questions we have for you. Thanks for helping us out!

If you'd like to enter for a drawing to win one of twenty \$50 prizes, click that choice below and click continue.

#	Answer	Bar	Response	%
1	I would like to enter (requires your name, email, and SUID; this information is NOT linked to your responses)		498	88.77%
2	No, thanks.		63	11.23%
	Total		561	100.00%